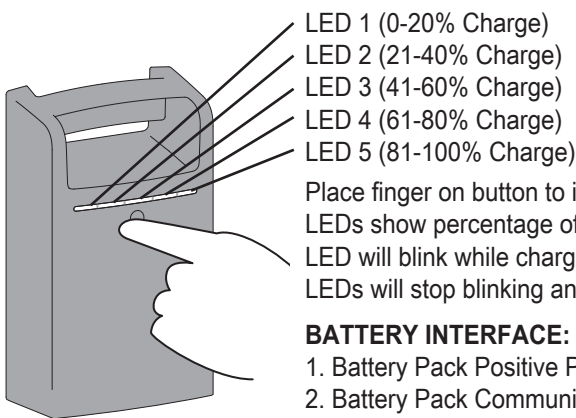


ergotron®

English

LiFeKinnex Battery

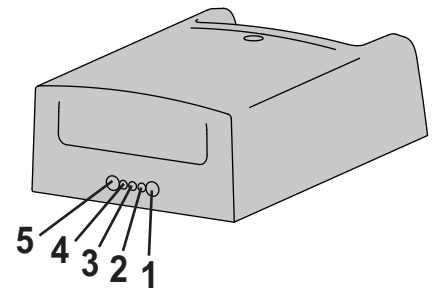


- LED 1 (0-20% Charge)
- LED 2 (21-40% Charge)
- LED 3 (41-60% Charge)
- LED 4 (61-80% Charge)
- LED 5 (81-100% Charge)

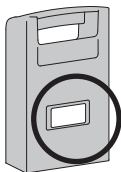
Place finger on button to illuminate battery status bar.
LEDs show percentage of charge left on Battery.
LED will blink while charging and display percentage of charge.
LEDs will stop blinking and stay lit after charge is completed.

BATTERY INTERFACE:

1. Battery Pack Positive Pin
2. Battery Pack Communication Pin
3. Battery Pack Communication Pin
4. Battery Pack Communication Pin
5. Battery Pack Negative Pin



Swappable Battery	Nominal Voltage	12.8V
	Nominal Capacity	22.8Ah / 291.8Wh
	Charging Voltage	14.4V
	Maximum Charging Current	15A
	Maximum Discharge Current	21A
	Approximate Weight	6.2lbs
	Communication	SMBUS



NOTE: When contacting customer service, reference the serial number.

For Service visit: www.ergotron.com

For local customer care phone numbers visit: <http://contact.ergotron.com>

For Warranty visit: www.ergotron.com/warranty

To claim the warranty, the LiFeKinnex battery must have been placed in a LifeKinnex Smart Battery Dock which has been connected to the eKinnex for LifeKinnex cloud-based platform to confirm battery diagnostics and performance. To use eKinnex for LifeKinnex, please download the LiFeKinnex setup tool from: www.ergotron.com/support/ekinnext/ekinnext-for-lifekinnex

For the latest User Installation Guide please visit: www.ergotron.com

English, Español, Français, Deutsch, Nederlands, Italiano, Svenska, 日本語, 汉语

www.ergotron.com | USA: 1-800-888-8458 | Europe: +31 (0)33-45 45 600 | China: 400-120-3051 | Japan: japansupport@ergotron.com

© 2018 Ergotron, Inc. All rights reserved. Manufactured for Ergotron by Green Cubes Technology www.greencubestech.com.





LiFeKinnex™ is a registered trademark of Ergotron, Inc.

While Ergotron, Inc. makes every effort to provide accurate and complete information on the installation and use of its products, it will not be held liable for any editorial errors or omissions (including those made in the process of translation from English to another language), or for incidental, special or consequential damages of any nature resulting from furnishing this instruction and performance of equipment in connection with this instruction. Ergotron, Inc. reserves the right to make changes in the product design and/or product documentation without notification to its users. For the most current product information, or to know if this document is available in languages other than those herein, please contact Ergotron. No part of this publication may be reproduced, stored in a retrieval system, or transmitted in any form or by any means, electronic, mechanical, photocopying, recording or otherwise without the prior written consent of Ergotron, Inc., 1181 Trapp Road, Eagan, Minnesota, 55121, USA Patents Pending and Patented U.S. & Foreign. Ergotron is a registered trademark of Ergotron, Inc.

Safety

Hazard Symbols Review

These symbols alert users of a safety condition that demands attention. All users should be able to recognize and understand the significance of the following Safety Hazards if encountered on the product or within the documentation. Children who are not able to recognize and respond appropriately to Safety Alerts should not use this product without adult supervision!


Symbol	Signal Word	Level of Hazard
	INSTRUCTIONS	Refer to instruction manual/booklet. Follow instructions for use.
	CAUTION	A CAUTION indicates either potential damage to hardware or loss of data and tells you how to avoid the problem.
	WARNING	A WARNING indicates either potential for property damage, personal injury, or death.
	DANGER	A DANGER indicates a hazardous situation that, if not avoided, will result in death or serious injury.


Equipment Electrical Safety


 **WARNING:** Failure to observe the following Electrical Safety notices can result in fire or death by electric shock.

Keep away from water.

- Do not use it when wet.
- Do not place in close proximity to flammable liquids or gases.

 **WARNING:** DO NOT charge battery with any other charger.


 **WARNING:** Battery contains magnets. Magnets may be harmful to persons with implanted medical devices. Keep battery at least 6" (152 mm) away from any implanted medical devices.


 **WARNING:** Keep battery and power system cool or at room temperature
 Operating Temperature: 10°C to 40°C (50°F to 113°F)
 < 3 months Storage Temperature: -20°C to 45°C (-4°F to 113°F)
 > 3 months Storage Temperature: 0°C to 40°C (32°F to 104°F)

 **WARNING:** Never attempt to open or service the battery.

 **WARNING:** Never attempt to short circuit the battery or the power system intentionally.

 **WARNING:** DO NOT drop, puncture or crush battery or expose to water.

 **WARNING:** DO NOT dispose battery in fire in any circumstances. Keep battery pack away from any hot source.

 **WARNING:** In rare case, If a battery begins to smoke or melts:
 Unplug the cart or charger, or if possible disconnect the battery from power system immediately.
 Move the cart to a well-ventilated area.
 Use a Carbon Dioxide, Dry Chemical, or appropriate foam fire extinguisher to spray the hot battery. If a fire extinguisher is not available, use copious amounts of water, or cover the battery with sand. Exposure to vapor released from the battery is irritating to the eyes, skin, mucous membranes, and respiratory tract.
 This may cause nausea, dizziness, and headache.
 In case of direct contact to the battery's electrolyte:
 Immediately flush eyes with water for at least 15 minutes.
 Thoroughly rinse hands and other affected areas with water.
 Promptly remove and wash any contaminated clothing.
 In all cases, seek immediate medical attention!

The Battery is a chemical part that will decline in performance when used. To meet the stated performance of the battery, the user must observe and manage the battery as follows:

- Use the battery with approved charger only
- Do not store the battery in hot areas. Heat will degrade the life of the battery.
- Do not leave a fully discharged battery in a discharged state for a long period of time. A fully discharged battery must be fully recharged prior to storage. Leaving a fully discharged battery for extended period of time will result in cell degradation and may cause premature failure.
- The battery cells are balanced at the end of the charge cycle. Removing the batteries often from charger before the battery is fully charged may cause the individual cells to become imbalanced. This will cause a noticeable degradation in battery performance due to cell imbalance. When charging a battery that has been left fully discharged for some time, the user must charge the battery and let it sit for 24-48 hours to give the charger enough time to balance the cells. This will rejuvenate the battery.
- Do not use a battery pack which appears to be deformed, leaking, corroded, or is otherwise irregular in shape or form.

When not using the battery for long periods, battery should be fully charged before storage and charged regularly during storage.

 **EQUIPMENT & ACCESSORIES DISPOSAL**

1. Please dispose of or recycle all batteries in accordance with local law
2. All Electronics should be recycled through an electronics recycler.
3. Remaining plastics and metals can be recycled through a commercial recycler.